






General Ledger Account Monitor Overview

Account Monitor: Overview

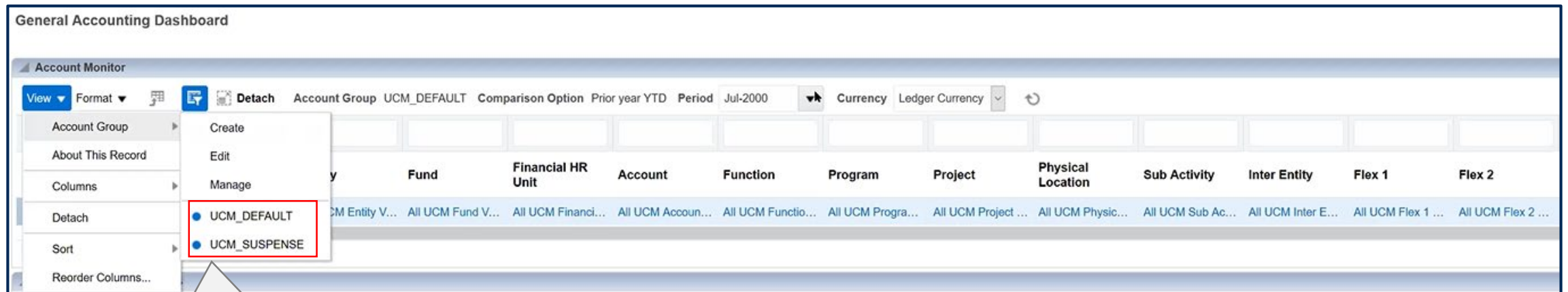
Account Monitor helps in monitoring and tracking key account balances in real time. It continuously updates the account balances at every level of dimension and hierarchy. You can drill down through the multilevel hierarchies or navigate directly to any level in a hierarchy.

You can carry out the following tasks with the Account Monitor:

-  View and track balances for key accounts you can select using Account Groups
-  Review variances and anomalies in month-end balances after the financials are posted
-  Drill down from any parent value to detail balances, individual journal lines and transactions

Account Monitor: System View

The **Account Monitor** is present on the **General Accounting Dashboard**. It provides ledger balance information for the account group you have set up.



The screenshot displays the 'General Accounting Dashboard' with the 'Account Monitor' section active. A dropdown menu is open under the 'Account Group' field, showing options: 'Create', 'Edit', 'Manage', 'UCM_DEFAULT', and 'UCM_SUSPENSE'. The 'UCM_DEFAULT' and 'UCM_SUSPENSE' options are highlighted with a red box. The background shows a table with columns: Fund, Financial HR Unit, Account, Function, Program, Project, Physical Location, Sub Activity, Inter Entity, Flex 1, and Flex 2. The table contains data for 'UCM Entity V...', 'All UCM Fund V...', 'All UCM Financi...', 'All UCM Accoun...', 'All UCM Functio...', 'All UCM Progra...', 'All UCM Project ...', 'All UCM Physic...', 'All UCM Sub Ac...', 'All UCM Inter E...', 'All UCM Flex 1 ...', and 'All UCM Flex 2 ...'.

You can select the **Account Group** from here to fetch the information relevant to you.

Account Monitor: Account Groups

Account Groups are user-defined queries that help to fetch information into the **Account Monitor**. You can select the accounts applicable to your area of interest and choose the type of comparison to draw for those balances. For example, you can choose to compare the balance with the budget, or with the balances from the same period in the prior year.

Edit Account Group: UCM_SUSPENSE

* Name: UCM_SUSPENSE
Description: UCM Suspense
Owner: Gray Morris
* Display In: Account Monitor
 Set as default
 Dynamically derive ledger

* Time Option: Accounting period
 Quarter
 Year
* Comparison Option: Prior year PTD
* Access: Public

Accounts

View Format + - Freeze Detach Wrap

Name	* Ledger	* Entity	* Fund	* Financial HR Unit	* Account	* Function	* Program	* Project	* Physical Location	* Sub Activity	* Inter Entity
	UCM Primary Ledger	1011	13002	Z800000	590000	00	000	0000000000	000	000000	0000

Account Monitor: Drill Down Functionality

Once the data comes up on the **Account Monitor**, you can drill down into any of the segment values to look at the balances of the child values within that segment. For example, here is the data visible by clicking the **Account** link.

Name	Ledger	Entity	Fund	Financial HR Unit	Account	Function	Program
	UCM Primary Ledger	1011	All UCM Fund V...	All UCM Financi...	5ZZZZZ	All UCM Functio...	All UCM Progra...

This page captures the balances of all the children accounts in the parent account.

UCM Entity	UCM Fund	UCM Financial HR Unit	UCM Account	UCM Function	UCM Program	UCM Project	UCM Physical Location	UCM Sub Activity	UCM Inter Entity	UCM Flex 1	UCM Flex 2	Dec-2019 (USD)	Dec-2018 (USD)
1011	All UCM Fund V...	All UCM Financi...	50000A	All UCM Functio...	All UCM Progra...	All UCM Project ...	All UCM Physic...	All UCM Sub Ac...	All UCM Inter E...	All UCM Flex 1 ...	All UCM Flex 2 ...	0.00	-18,096,113.32
1011	All UCM Fund V...	All UCM Financi...	50500A	All UCM Functio...	All UCM Progra...	All UCM Project ...	All UCM Physic...	All UCM Sub Ac...	All UCM Inter E...	All UCM Flex 1 ...	All UCM Flex 2 ...	0.00	-35,393.11
1011	All UCM Fund V...	All UCM Financi...	50700A	All UCM Functio...	All UCM Progra...	All UCM Project ...	All UCM Physic...	All UCM Sub Ac...	All UCM Inter E...	All UCM Flex 1 ...	All UCM Flex 2 ...	0.00	-3,442,469.76
1011	All UCM Fund V...	All UCM Financi...	51000A	All UCM Functio...	All UCM Progra...	All UCM Project ...	All UCM Physic...	All UCM Sub Ac...	All UCM Inter E...	All UCM Flex 1 ...	All UCM Flex 2 ...	0.00	-157,890.39
1011	All UCM Fund V...	All UCM Financi...	52000A	All UCM Functio...	All UCM Progra...	All UCM Project ...	All UCM Physic...	All UCM Sub Ac...	All UCM Inter E...	All UCM Flex 1 ...	All UCM Flex 2 ...	0.00	-1,321,552.82
1011	All UCM Fund V...	All UCM Financi...	53000A	All UCM Functio...	All UCM Progra...	All UCM Project ...	All UCM Physic...	All UCM Sub Ac...	All UCM Inter E...	All UCM Flex 1 ...	All UCM Flex 2 ...	0.00	-925,127.40
1011	All UCM Fund V...	All UCM Financi...	54000A	All UCM Functio...	All UCM Progra...	All UCM Project ...	All UCM Physic...	All UCM Sub Ac...	All UCM Inter E...	All UCM Flex 1 ...	All UCM Flex 2 ...	0.00	0.00

Account Monitor: Drill Down Functionality (Continued)

Once you reach the base level for a segment - in this example, **Account** - you can drill down to any other segment until you reach the appropriate transaction. For example, this is the result of clicking the **Function** link.

Account Monitor ▾

UCM Account: 5ZZZZZ > UCM Account: 50700A > UCM Account: 50700B > UCM Account: 50700C > UCM Account: 50700D

View ▾ Show Graphs Detach Ledger UCM Primary Ledger Comparison Option Prior year PTD Period Dec-2019

UCM Entity	UCM Fund	UCM Financial HR Unit	UCM Account	UCM Function	UCM Program	UCM Project	UCM Physical Location
1011	All UCM Fund V...	All UCM Financi...	507000	All UCM Functio...	All UCM Progra...	All UCM Project ...	All UCM Physic...



Account Monitor ▾

UCM Account: 5ZZZZZ > UCM Account: 50700A > UCM Account: 50700B > UCM Account: 50700C > UCM Account: 50700D > UCM Function: All UCM Function Values

View ▾ Show Graphs Detach Ledger UCM Primary Ledger Comparison Option Prior year PTD Period Dec-2019

UCM Entity	UCM Fund	UCM Financial HR Unit	UCM Account	UCM Function	UCM Program	UCM Project	UCM Physical Location	UCM Sub Activity	UCM Inter Entity	UCM Flex 1	UCM Flex 2	Dec-2019 (USD)	Dec-2018 (USD)	Change (USD)
1011	All UCM Fund V...	All UCM Financi...	507000	40	All UCM Progra...	All UCM Project ...	All UCM Physic...	All UCM Sub Ac...	All UCM Inter E...	All UCM Flex 1 ...	All UCM Flex 2 ...	0.00	-1,148.64	1,148.64
1011	All UCM Fund V...	All UCM Financi...	507000	43	All UCM Progra...	All UCM Project ...	All UCM Physic...	All UCM Sub Ac...	All UCM Inter E...	All UCM Flex 1 ...	All UCM Flex 2 ...	0.00	-4,921.40	4,921.40
1011	All UCM Fund V...	All UCM Financi...	507000	44	All UCM Progra...	All UCM Project ...	All UCM Physic...	All UCM Sub Ac...	All UCM Inter E...	All UCM Flex 1 ...	All UCM Flex 2 ...	0.00	-49,301.31	49,301.31
1011	All UCM Fund V...	All UCM Financi...	507000	62	All UCM Progra...	All UCM Project ...	All UCM Physic...	All UCM Sub Ac...	All UCM Inter E...	All UCM Flex 1 ...	All UCM Flex 2 ...	0.00	-566.64	566.64
1011	All UCM Fund V...	All UCM Financi...	507000	72	All UCM Progra...	All UCM Project ...	All UCM Physic...	All UCM Sub Ac...	All UCM Inter E...	All UCM Flex 1 ...	All UCM Flex 2 ...	0.00	0.00	0.00
Total												0.00	-55,937.99	55,937.99

Account Monitor: Drill Down Functionality (Continued)

You can click on any journal to view the journal entry lines in the journal. **Account Monitor** provides the functionality to drill down to the basic level of the transactions to review balances in a particular account.

Journal Lines: 1011-14000-E213000-507000-44-000-SUP0000025-000-000000-0000-000000-000000

Ledger UCM Primary Ledger
Account Description UCM CAMPUS-TUITION-ACADEMIC PERSONNEL-GROUP HEALTH INSURANCE-RESEARCH-DEFAULT PROGRAM-SUP: SUNGJIN IM-DEFAULT PHYSICAL LOCATION-DEF

View Format Freeze Detach Wrap

Journal Batch	Journal	Line
UCM Conversion A 78314...	UCM Conversion	6,439
UCM Conversion A 78314...	UCM Conversion	6,438
UCM Conversion A 78314...	UCM Conversion	6,437



Journal Lines

Actions View Format

m/d/yy Detach Wrap

Line	Account	Currency	Entered (USD)		Date	Conversion			Accounted (USD)		Unit of Measure
			Debit	Credit		Rate Type	Rate	Inverse Rate	Debit	Credit	
▶ 1	1011-13001-Z800000-100000-00-000-00000000000-000-4	USD US Doll:	850.28		12/1/18	User	1	1	850.28		
▶ 2	1011-13001-Z800000-100000-00-000-00000000000-000-4	USD US Doll:		2,314.82	12/1/18	User	1	1		2,314.82	
▶ 3	1011-13001-Z800000-100000-00-000-00000000000-000-4	USD US Doll:	2,362,139.20		12/1/18	User	1	1	2,362,139.20		
▶ 4	1011-13001-Z800000-100001-00-000-00000000000-000-4	USD US Doll:	341.71		12/1/18	User	1	1	341.71		